

SQ3R



WHAT IS IT?

1.

SQ3R



WHY USE IT?

2.

SQ3R is a reading method that can work for you!

Survey

Question

Read


Recite

Review



Why use SQ3R?

- To save you time—you should only need to read the material once.
- You will better learn the material. Self-comprehension checks are part of the method.
- You can better organize the material and move it into your long term memory.
- This method will help you prepare better for tests.
- It works!!




SQ3R



***Survey:** What does it mean to survey what I am reading?*

3.

SQ3R



***Question:** How do I question what I am reading?*

4.

SQ3R

Survey—Take a look at the reading assignment first!

- Preview all major headings and subheadings.
- Read provided introductions and conclusions.
- Look at graphics, charts, maps, pictures, diagrams and read their explanations.
- Notice italicized, bolded, or repeated words.
- Think about how the material is organized.



SQ3R

Question—Turn the headings and subheadings into questions.

- This sets a purpose for your reading!
- If there are not headings, turn the first sentence of paragraphs into questions.
- Use what, where, when, why or how to create your questions.

Example:

Sample Paragraph Heading: *“Avoiding the high cost of plagiarism.”*

Possible Questions:


What is plagiarism?

How can I avoid plagiarizing?

Why should I avoid plagiarism?



SQ3R



3R: What does 3R stand for?

SQ3R

Read—Read to find the answer to the questions. You may choose to write out your questions and answers, or write brief notes or key words in the margins so you can review them later.

Recite—After you've found each answer, say it aloud in your own words. This will help you move the information to your long term memory.

Review—Review your questions and answers.

