

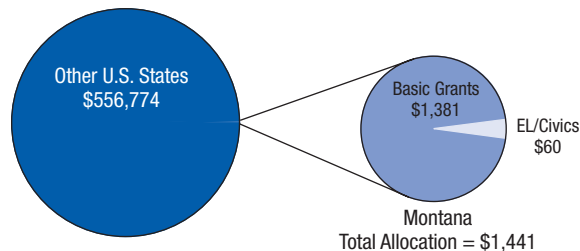
Montana

Program Year 2005-06

Participant Status

	2003-04	2004-05	2005-06
Employed	1,066	1,074	1,431
Unemployed	1,673	1,428	1,764
Correctional Setting	807	508	398
On Public Assistance	1,151	968	1,194
Other Institutionalized	28	29	20

FY 2005 Federal Allocations in Thousands of Dollars

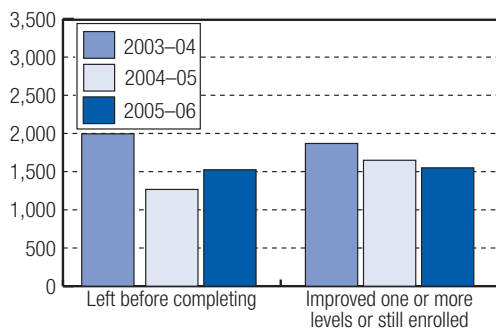


Enrollment by Race/Ethnicity

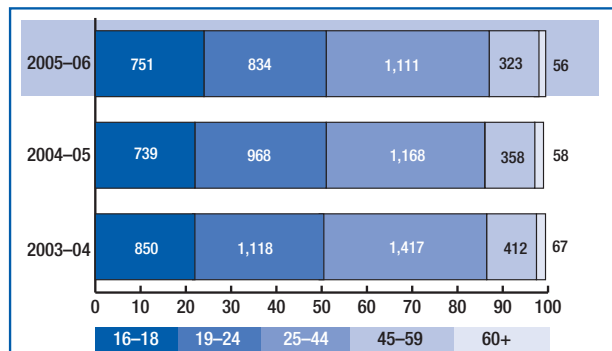
Race/Ethnicity	2005-06		ABE	ASE	EL	% Change from 2003-04
	Number	Percent				
American Indian/Alaskan Native	544	18	473	69	2	-24
Asian	123	4	22	4	97	-18
Black/African American	35	1	29	3	3	-19
Hispanic/Latino	246	8	112	36	98	-5
Native Hawaiian/Pacific Islander	17	1	12	4	1	-6
White	2,110	69	1,380	690	40	-21
Total	3,075	100	2,028	806	241	-20

Retention and Completion

Participants



Enrollment by Age



ABE = Adult Basic Education, instruction for adults in basic literacy skills. ASE = Adult Secondary Education, instruction for adults with basic literacy skills who are seeking to obtain a secondary credential. EL = English Literacy, instruction for adults who lack proficiency in English.