

# Primary Area of Instruction

PAI

# Initial PAI

- Based on comparison of EFL on Pretests
- Area with lowest EFL is the primary area of instruction

# When there is a tie

- Primary Area of Instruction field at the top of the page will say “Primary Area has not been selected”.
- Areas of tie will be listed in dropdown
- Choose an area and click Save
- You can change this selection at any time
- You must choose a PAI before post testing to show ed gain

# Changing PAI

- If you have chosen one area and decide to posttest in one of the others because you think you will see a gain, you must change PAI before entering post test score.

# PAI after post testing

- MABLE looks at most recent test for each area and recalculates PAI based on EFL of those tests
- If there is a new tie, display will read “Primary Area has not been selected”
- You will need to select from the dropdown and Save

# Under Construction

- Currently re-working PAI and EFL in MABLE
- Many students lost display of PAI when program year changed to 2009
- Some changes have been moved to Production this week, but stay tuned for more

# Temporary fix

If you have a student whose PAI shows  
Not Yet Determined







Click on the edit button of the most recent  
assessment

Save the assessment without changing  
anything

The PAI should now show Primary Area has  
not been selected and you should be able  
to select from the list and Save

# Desk Monitoring

# Site Performance Summary aka - the dreaded red dots!!

MONITORING AREA	SITE PERFORMANCE	SCORE
Student Performance - Core Goal Completion		49.5%
Student Performance - Level Completion		86.5%
Program Performance - Pre and Post Testing		0.0%
Program Performance - Goals and Goal Setting		66.7%
Recruitment and Retention		100.0%
Overall		68.1%
NOTE: Click site performance indicator (except Overall) for details		

# What does this all mean?!

- Percents on the first page indicate your percentage of the possible points – NOT your percent of students who have succeeded in that area
- See Desk Monitoring Rubric for points

# Performance Areas




- Student Performance – 50 points
  - Core Goal Completions – 25 points
  - Level completion – 25 points
- Program Performance – 21 points
  - Pre and Post testing – 9 points
  - Goals and goal setting – 12 points
- Recruitment and Retention – 20 points
  - Enrollment – 20 points

# Site Total

- Total points available this year for sites that exceed all targets = 91
- Total points for meeting all targets = 54  
 $54/91=60\%$
- Site Report will indicate level of success based on percentage of total points earned.

# Levels of Success

- Needs Improvement – 0-49%, must submit improvement plan, technical assistance will be provided.
- Satisfactory – 50-70%
  - (Meets all targets = 60%)
- Outstanding – 71-100%, no site visit required this year.

LEGEND	
Needs Improvement	
Satisfactory	
Outstanding	

# Student Performance

- **Core goal completions**
  - Points awarded for each performance target goal met
  - Meets is defined by target plus or minus 2%
  - 0 – does not meet, 15 – meets, 25 – exceeds
  - Not all students have a core goal so points are weighted as follows:
    - For each goal, the number of earned points will be multiplied by the percent of all students with a core goal who have that goal.

# Core Goal Completion

- Entered and Retained employment goals are counted for prior year
- There is no data in MABLE for these two measures for 2006-2007, so you will not show 100% for Core Goals if you have any students with those two goals
- Data Match has not been done yet for Entering Post Secondary

# Student Performance

- **Level completion**
  - Points for sites that meet or exceed target for each level
  - Meets is defined by target plus or minus 2%
  - 0 – does not meet, 15 – meets, 25 – exceeds
  - Not all sites have students in all levels, so points are weighted as follows:
- For each level, the number of earned points will be multiplied by the percent of all students with 12 or more hours at the site that have completed that level.

# Program Performance

- **Pre and Post testing**

- Points awarded for percentage of students with 50+ hours of instruction who have post tested in their Primary Area of Instruction
- Students with >50 hours and posttest/Students with >50 hours
- 0– 0-25%, 3 – 26-60%, 6 - 61-75%, 9 – 76-100%

# Pre and Post Testing

- Students post-tested (in PAI) before 50 hours of instruction
  - There are no points associated with this measure
  - This is informational to show OPI and program director how many students are being post tested before 50 hours
  - State director can review reasons for early testing - some are more valid than others 😊

# Program Performance

- **Goals and goal setting**

- Points awarded for percent of students who have set goals

- 0– 0-25%, 2 – 26-60%, 4 - 61-75%, 6 – 76-100%

- Points awarded for percent of students who have 2 hours of the INTAKE (goal-setting) class.

- 0– 0-25%, 2 – 26-60%, 4 - 61-75%, 6 – 76-100%

# Goals and Goal Setting

Monitoring Area:

[Download Results](#)

MEASURE	2008 STATE PERFORMANCE			2008		
	TARGET %	ACTUAL #	ACTUAL %	TARGET %	ACTUAL #	ACTUAL %
Students completed goal setting process (2+ hours of INTAKE class)	75.0%	1149	38.5%	75.0%	128	55.9%
Students with goal of Enter Employment	-	433	14.5%	-	33	14.4%
Students with goal of Enter Post Secondary Education or Training	-	385	12.9%	-	6	2.6%
Students with goal of Receipt of Secondary School Diploma or GED	-	1308	43.8%	-	93	40.6%
Students with goal of Retain Employment	-	313	10.5%	-	56	24.5%
Students with goals: ABE Total	-	1508	86.0%	-	94	87.0%
Students with goals: ASE Total	-	883	95.2%	-	75	93.8%
Students with goals: ESL Total	-	202	100.0%	-	34	100.0%
Students with goals: All Students	75.0%	2689	90.0%	75.0%	209	91.3%

# Recruitment and Retention

- **Enrollment**

- Points awarded for maintaining or increasing student numbers
- Maintain is defined as minus 5% to plus 10% of prior year enrollment
- 0 – decrease, 10 – maintain, 20 – increase
- For 2008 there is no prior year enrollment data for most satellites. Exceptions would be for the two satellites that were in SIMS as sites in 2006-2007.

Monitoring Area: Recruitment and Retention

Download Results

MEASURE	2008 STATE PERFORMANCE			2008		
	TARGET %	ACTUAL #	ACTUAL %	TARGET %	ACTUAL #	ACTUAL %
Attendance Hours: ABE Beginning Literacy	-	6602	4.3%	-	627	6.1%
Attendance Hours: ABE Beginning Basic Education	-	30767	20.3%	-	1930	18.7%
Attendance Hours: ABE Intermediate Low	-	40573	26.7%	-	2426	23.5%
Attendance Hours: ABE Intermediate High	-	40752	26.8%	-	2480	24.1%
Attendance Hours: ASE Low	-	11608	7.6%	-	596	5.8%
Attendance Hours: ASE High	-	7060	4.7%	-	558	5.4%
Attendance Hours: ESL Beginning Literacy	-	6329	4.2%	-	489	4.7%
Attendance Hours: ESL Beginning Low	-	1345	0.9%	-	19	0.2%
Attendance Hours: ESL Beginning High	-	1153	0.8%	-	78	0.8%
Attendance Hours: ESL Intermediate Low	-	1889	1.2%	-	108	1.0%
Attendance Hours: ESL Intermediate High	-	1965	1.3%	-	185	1.8%
Attendance Hours: ESL Advanced	-	1764	1.2%	-	808	7.8%
Enrollment: ABE Beginning Literacy	-	93	3.1%	-	13	5.7%
Enrollment: ABE Beginning Basic Education	-	493	16.5%	-	37	16.2%
Enrollment: ABE Intermediate Low	-	687	23.0%	-	43	18.8%
Enrollment: ABE Intermediate High	-	905	30.3%	-	61	26.6%
Enrollment: ASE Low	-	308	10.3%	-	19	8.3%
Enrollment: ASE High	-	231	7.7%	-	15	6.6%
Enrollment: ESL Beginning Literacy	-	92	3.1%	-	11	4.8%
Enrollment: ESL Beginning Low	-	19	0.6%	-	1	0.4%
Enrollment: ESL Beginning High	-	16	0.5%	-	3	1.3%
Enrollment: ESL Intermediate Low	-	27	0.9%	-	2	0.9%
Enrollment: ESL Intermediate High	-	28	0.9%	-	4	1.7%
Enrollment: ESL Advanced	-	24	0.8%	-	14	6.1%
Enrollment: Total	3500	2923	97.8%	149	223	97.4%

# Recruitment and Retention

- This page has a lot of information you can use besides just enrollment total
  - What percent of your instructional hours are spent at each EFL
  - What percent of your students are in each EFL

# Reminder

Desk Monitoring is updated weekly, so data changes made during the week will not be reflected on DM until the following Monday